

62.61

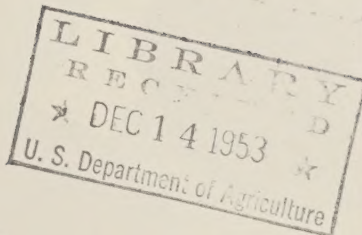
1954

Be

S. S. SKIDELSKY & CO., Inc.

Bulbs — Plants — Seeds — Supplies

144 WEST 27th ST., NEW YORK 1, N. Y.



Sec. 34.66, P. L. & R.

U. S. POSTAGE

Paid

New York, N. Y.

Permit No. 1482

SPECIAL OFFER

TUBEROUS ROOTED BEGONIAS

— **CALADIUMS**

GLOXINIAS

ROSES

Library
U. S. Dept. of Agriculture
Washington 25, D. C.

SSS GIANT FLOWERED TUBEROUS ROOTED BEGONIAS

MINIMUM ORDER 100 BULBS — NOT LESS THAN 10 BULBS OF A COLOR



AMERICAN GROWN

SELECTED DOUBLE CAMELLIA STRAIN

CULTURE

Plant bulbs in flats in a mixture of Peat and Sand or Leaf Mold and Sand, all of which are good media for developing a good root system. Tubers should be set 3 to 4" apart and about 1/2" below the surface. Keep uniformly moist, but not too wet, in a warm place well lighted until 3 or 4" of growth develops. Then plant in a permanent location or in pots as desired. The front of the plant is always where the tips of the leaves are pointing. Often if dormant tubers are planted in open ground, especially if it is too cold or wet, a number of them may not root and the planting will be uneven, with some coming earlier and some later, with the plant facing in haphazard ways. Started first in flats, they will develop a splendid root system which is necessary for the forming of fine specimen plants.

Before the plants become too large and crowded in flats, transplant in open ground or pots, taking care not to disturb the root system too much. Outdoors in light soil containing a lot of humus will grow good Begonias. Heavy soils should have a strong application of well rotted manure, leaf mold or sand to lighten them. Light gravelly or sandy soils will benefit greatly by the application of peat, leaf mold or well rotted manure. If planting in pots, soil should be much lighter than that used outdoors; 2/3 coarse leaf mold, 1/3 sand or sandy loam will give excellent results.

AMERICAN GROWN

Double Camellia Flowered

Unusually fine selected strain. Giant camellia-like blooms.
COLORS — Apricot, Blush, Cardinal Red, Crimson Rose, American Beauty, Dark Salmon, Dark Red, Light Salmon, Pink, White, Rose, Scarlet, Yellow, Orange, Flame Orange.
Mammoth size 2 1/2" Up 21.50

BELGIAN GROWN

Double Camellia Flowered

Giant double camellia-like flower
COLORS — Crimson, Pink, White, Coppery, Rose, Scarlet, Orange, Yellow, Salmon.
Size 1 3/4-1 1/2" Per 100 45.00
1 1/2-2" Per 100 75.00
2" Up Per 100 120.00

Double Rosebud

Flowers of the most exquisite form resembling perfect rosebuds, with beautiful, two-tone, pastel shade coloring
Size 1 3/4-1 1/2" Per 100 60.00
1 1/2-2" Per 100 110.00
2" Up Per 100 135.00

Double Filled or Carnation

(Fimb. Plena)
Petals are filled with serrated edges, flower when in full bloom resembles a Carnation
COLORS — Crimson, Pink, Orange, White, Yellow, Coppery.
Size 1 1/4-1 1/2" Per 100 7.00
1 1/2-2" Per 100 12.00
2" Up Per 100 14.00
110.00
135.00

Double Picotee

The flowers are slightly smaller than the large Camellia type in some instances but of beautiful Camellia form, with two-toned combinations of the colors Pink and White with a definitely contrasting edge
Size 1 1/4-1 1/2" Per 100 7.00
1 1/2-2" Per 100 12.00
2" Up Per 100 14.00
60.00
110.00
135.00

BELGIAN GROWN (continued)

Double Hanging Basket

Known as Pendula or Lloydii type. Hundreds of small double flowers produced from a single bulb....
COLORS — Scarlet, Pink, Yellow, White, Orange, Salmon.
Size 1 3/4-1 1/2" Per 100 7.00
1 1/2-2" Per 100 12.50
2" Up Per 100 15.00
150.00

Double Marmorata (Camellia Type)

Scarlet colored flower spotted and laced white
Size 1 1/4-1 1/2" Per 100 7.00
1 1/2-2" Per 100 12.00
2" Up Per 100 14.00
135.00

Giant Singles

This type produces largest flowers. Extensively used for bedding....
COLORS — Crimson, Scarlet, Pink, Orange, White, Yellow, Coppery.
Size 1 1/4-1 1/2" Per 100 5.50
1 1/2-2" Per 100 9.00
2" Up Per 100 13.00
120.00

Giant Single Filled (Crispa)

Large profusely filled and ruffled single flowers. Fine for bedding....
COLORS — Crimson, Pink, Orange, White, Yellow, Coppery.
Size 1 1/4-1 1/2" Per 100 6.00
1 1/2-2" Per 100 11.00
2" Up Per 100 14.00
50.00
100.00
130.00

Begonia Multiflora (Liliput or Miniature)

Group of double flowered Begonias which are especially adapted for borders. They are best suited for mass plantings and will bloom profusely throughout the summer.
Ami Jean Bard, Coppery 1-2" 12.00 110.00
Bourgemestre Max, Red 1-2" 12.00 110.00
Helen Harms, Yellow 1-2" 13.00 120.00
Le Flamboyant, Scarlet 1-2" 12.00 110.00
Madame R. Gale, Salmon 1-2" 12.00 110.00

Caladium Notes

GROW S.S.S. FANCY LEAVED CALADIUM: INCREASE YOUR PROFITS

VARIETY SELECTION: Use the Color Chart and select those varieties whose color will in your opinion (your opinion is best) have the greatest appeal to your clientele. Some varieties are not vigorous bulb producers and if you are using a large bulb, check and see if the variety selected can normally be had in the bulb size you wish. If not, then time and disappointment will be saved if another variety is selected or your order submitted to conform to the bulb size commonly available in that variety. Many growers are now using several small bulbs instead of a large one, especially if the large sized bulbs are not available in the variety wanted.

CARE OF BULBS: Caladium bulbs are very sensitive to cold temperatures. It is imperative in cold weather and desirable at all times that when your bulbs are received they be removed from the carton and packing material immediately and spread thinly in trays in a warm location with good air circulation. When bulbs are received in winter, TO JUST BE PLACED IN A WARM LOCATION WITHOUT UNPACKING MAY BE MORE HARMFUL THAN TO LEAVE COOL, because in warming rapidly a caladium bulb collects moisture and unless it is exposed so that the atmosphere may absorb the moisture mold and decay begins immediately.

Bulbs spread thinly in trays in a dry place that is warm and has good air circulation should hold for any reasonable time until you are ready to plant.

PLANTING: Relative to best practice in planting bulbs upside down or as they grew, some prefer one and some the other. Both procedures seem to have some merit and the one used will depend on what is desired. Bulbs planted upside down seem to throw growth into a large number of eyes hence a nicer pot develops in the end, but normally emergence seems to be delayed by the adverse position of the bulb. Hence, if there is plenty of time the upside down practice would probably be best. If a quicker pot is desired the right side up planting is correct.

CULTURE: The caladium is a tropical plant and naturally grows best in very warm temperatures, 90 degrees or more. They will grow in lower temperatures, but as the growing temperature is lowered performance is proportionately less desirable in growth and coloration to the point of intolerance.

Caladium are heavy feeders and seem to grow best in a soil with a pH of 5.5 to 6 and with sufficient organic matter to prevent its packing and sealing to the point of locking out air circulation. The pot soil should be loose and fluffy even after continuous and frequent waterings during the growing period. A mixture of equal parts of coarse sand, peat, or leaf mold and dairy manure has been found very satisfactory.

Caladium should be started in moist soil after roots have started more water is required. As the plant develops it will use more and more water as the leaf area increases and more water is thrown off, but the soil should never contain sufficient water to "water-log" or seal out air circulation.

SEPARATE NAMED VARIETIES	PRICE	
	Per 100	Per 1000
1-1½ inch	11.00	100.00
1½-2½ inch	18.50	175.00
2½-3½ inch	27.50	265.00
3½ inch up	37.50	365.00
NAMED VARIETIES MIXED	PRICE	
	Per 100	Per 1000
1-1½ inch	10.00	90.00
1½-2½ inch	18.00	170.00
2½-3½ inch	27.00	260.00
3½ inch up	37.00	360.00

MINIMUM ORDER 100 BULBS — NOT LESS THAN 10 BULBS OF A VARIETY

Caladium Variety Characteristics

1. **Marie Moir**, 2½-3½". A medium tall, vigorous grower that produces a good number of medium large leaves.
2. **Crimson Wave**. A vigorous large leaved variety. Shows finest color where rapid growth is induced.
3. **Vivian Lee**. Similar to Crimson Wave. Medium low growing and a good leaver.
4. **Scarlet Pimpernelle**. A vigorous low growing variety that is rapidly increasing in popularity.
5. **Pink Beauty**. A low growing pink, leafy variety that shows fine color when healthy growth is induced.
6. **Ace of Hearts**, 2½-3½". A good red—low growing, medium leafy and excellent color.
7. **Brilliantissimo**, 1½-2½". A medium low growing vigorous variety. Recommended for its quick growth and resulting early pot sale.
8. **Reconcavo**. A quick growing, large leaved variety, but tall and leggy it is not specially recommended.
9. **Triomphe de l'Exposition**. A strong grower with large leaves, it is an old variety that is rapidly losing its popularity with the introduction of new and more colorful red varieties.
10. **Hortulania**, 1½-2½". Low growing medium leaver with outstanding color.
11. **Mrs. W. B. Halderman**. Develops adequate foliage but is tall growing, rather leggy and often very slow to develop colorful leaves. Many better pink varieties available.
12. **Red Flare**. A low growing leafy variety that produces an outstanding pot. Very popular.
13. **Spangle Banner**. A good red, low growing, leafy plant that shows good color from the first leaf.
14. **Candidum**. The leading white variety.
15. **Macahyba**. A medium tall, strong grower with ample foliage. Its coloration places it in a field by itself.
16. **Thomas Tomlinson**. A very low growing, very leafy variety that produces an outstanding pot. For best color rapid growth should be induced.
17. **John Peed**. A very fine and popular red variety.
18. **Pocle Anglais**. Is a low growing heavy leafing red variety that we recommend most highly for potting.
19. **Rising Sun**, 2½-3½". Tall growing and light leaver but its color is outstanding and shows true from the first leaf. Especially recommended for outside planting.
20. **Lord Derby**. A low growing and very leafy variety that gives a fine pot but color fades quickly with age.
21. **Red Ensign**. A low growing variety that produces a large number of small leaves with very delicate texture and fine color.
22. **Seagull**. Low growing and very leafy. A good pot plant and a variation in white.
23. **Mrs. F. Sanders**. A large leaved, vigorous variety with a different coloration. A good outside variety.
24. **Mary Queen of Scots**. A low growing, leafy variety that offers another variation in color.
25. **Attala**. A vigorous, large leaved variety with outstandingly beautiful pink stems.
26. **Dr. D. M. Cook**. Average color not as deep as pictured but shows true from the first leaf.
27. **Fred Bause**. A different red, that is low growing and leafy. Trial tests indicate that it will be a leader.
28. **Blanche Wise**. A low growing, heavy leafing variety that offers another variation in color.
29. **Dr. T. L. Meade**. Sometimes called Blaze is a fine red recommended for its outstanding color.
30. **Sorocoba**. The nearest substitution for Candidum but with a suffusion of delicate pink over the white. A good leaver.
31. **Jessie Thayer**. A highly desirable potting variety with all the necessary qualifications for a good pot plant.
32. **Edith Meade**. A low growing leafy variety desirable for its delicate white center.
33. **Brazilian Butterfly**. Vigorous, low growing with plenty of foliage, but not as colorful as pictured and not specially recommended.
34. **Billy**. A new pink offered for the first time, whose characteristics in growth and color should place it among the leaders.
35. **Red Polka**. The only caladium we know with red splotches showing within a red field. Very beautiful and a good pot plant.
36. **Aaron**. A new variety offered for the first time, first leaves are tall but later leaves come to develop a very nice pot plant.
37. **Pink Cloud**. Grows medium tall, but with large outstandingly beautiful leaves. It is quite popular.
38. **Mrs. Arno Nerthing**. One of the finest varieties we know, very low, very leafy, very beautiful, it is always on the reorder list.
39. **Richard Deckard**, 2½-3½". A very beautiful caladium. It is low growing, and though not a heavy leaver, large outstandingly beautiful leaves place it among the leading varieties.
40. **Itacapus**. Another fine red that is very popular as a pot plant.
41. **Fannie Munson**. Generally acclaimed to be the most beautiful pink of them all, it is low growing with large leaves.
42. **Dr. Groover**. A good pink, low growing adequate leaver, very colorful, it is recommended as a good potting caladium.
43. **Bill Holmes**. A sport from Vivian Lee and offered for the first time, it has all necessary qualifications for a good potting variety. The color is unusual and advance tests indicate that it will be popular.
44. **Miss Chicago**. A newly introduced pink variety, it is low growing and winning great popularity.

NOTE:—Immediately following the variety name is indicated in inches in diameter the normal largest sized bulb produced in that variety.

* These varieties are not recommended for outside plantings.

MARIE MOIR



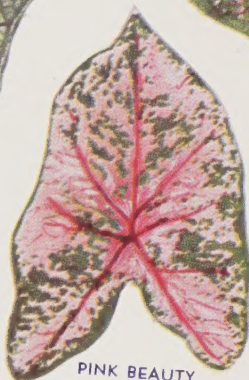
CRIMSON WAVE



VIVIAN LEE



SCARLET PIMPERNELLE




PINK BEAUTY



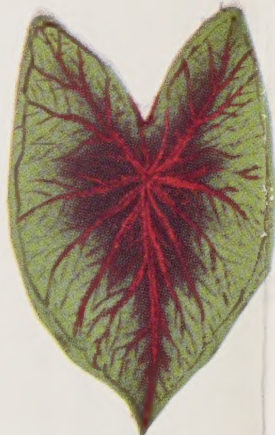
ACE OF HEARTS



BRILLIANTISSIMO



RECONCAVO



TRIOMPHE DE L'EXPOSITION



HORTULANIA



MRS. W. B. HALDERMAN

MRS. F. SANDERS



23

MARY QUEEN OF SCOTS



24

ATTALA




25

DR. D. M. COOK



26



27



28



29

FRED BAUSE

BLANCHE WISE

DR. T. L. MEADE



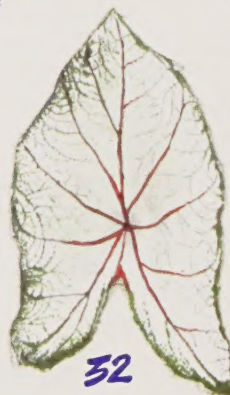
30

SOROCOBA



31

JESSIE THAYER



32

EDITY MEADE



33

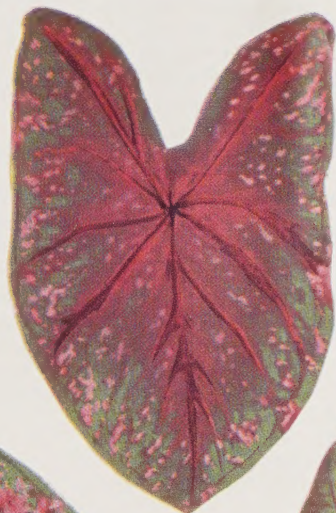
BRAZILLIAN BUTTERFLY

RED FLARE



12

SPANGLE BANNER



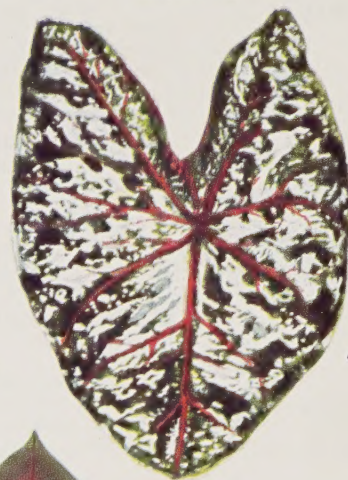
13

CANDIDUM



14

MACAHYBA



15



16

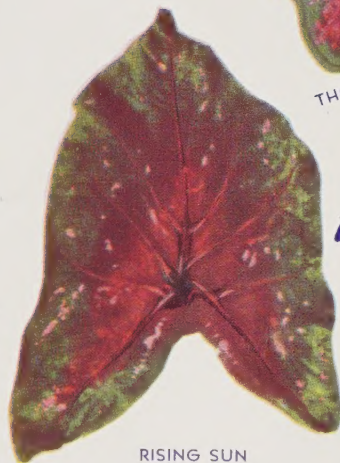


17



18

THOMAS TOMLINSON



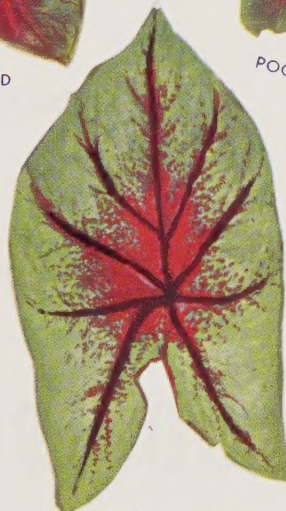
19

JOHN PEED



20

POCILE ANGLAIS

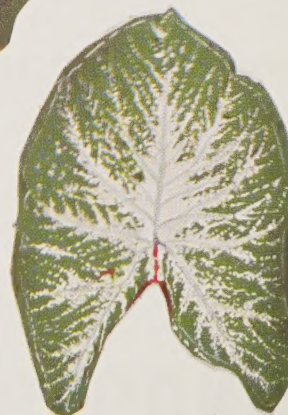


21

RISING SUN

LORD DERBY

RED ENSIGN

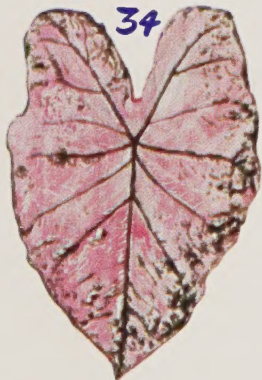


22

SEAGULL

BILLY

34



RED POLKA

35



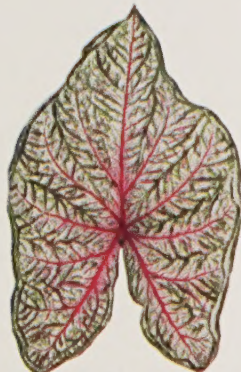
AARON

36



PINK CLOUD

37




38

MRS. ARNO NERHLING



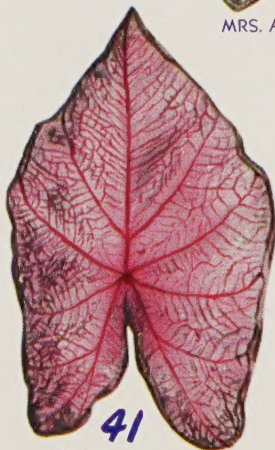
39

RICHARD DECKARD



40

ITACAPUS



41

FANNIE MUNSON



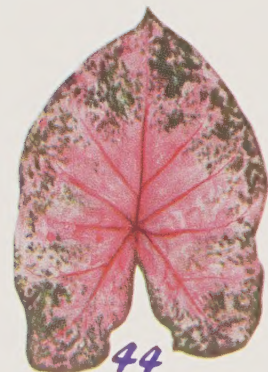
42

DR. GROOVER



43

BILL HOLMES



44

MISS CHICAGO

CHART D

SSS GLOXINIAS BELGIAN GROWN



VARIETIES

Blanche De Meru. Pinkish rose, white throat.

Emperor Frederick. Scarlet bordered white.

Emperor William. Violet bordered white.

Etoile De Feu. Light scarlet, compact growth.

Mont Blanc. Clear glistening white.

Prince Albert. Darkest violet, beautifully frilled.

Princess Elizabeth. Light blue, white throat.

Queen Wilhelmina. Dark rose.

Roi Des Rouges. Brilliant crimson scarlet, huge flower beautifully frilled.

Tigrina (Spotted and stained hybrids). Large flower with a short throat. Entire blossom veined and spotted, in a mixture of pink, blue, purple, and red markings on white.

Violacea. Soft violet.

PRICES ON ALL ABOVE VARIETIES

	Per 100	Per 1000
1¾-1½"	7.50	65.00
1½-2"	14.00	130.00
2" Up	24.00	210.00

Minimum order 100 Bulbs and not less than 10 of any one variety.

GLOXINIA CULTURAL NOTES: Plant the tubers in flats in a mixture of peat and sand, in a light warm place. Keep uniformly moist, but not too wet. When the shoots are three to four inches long, plant in pots.

Gloxinias suffer from excess moisture, air currents or cold temperatures. A rich, light soil which does not pack down is the ideal growing medium for Gloxinias. At least one inch of gravel at the bottom of the pot to provide good drainage is essential.